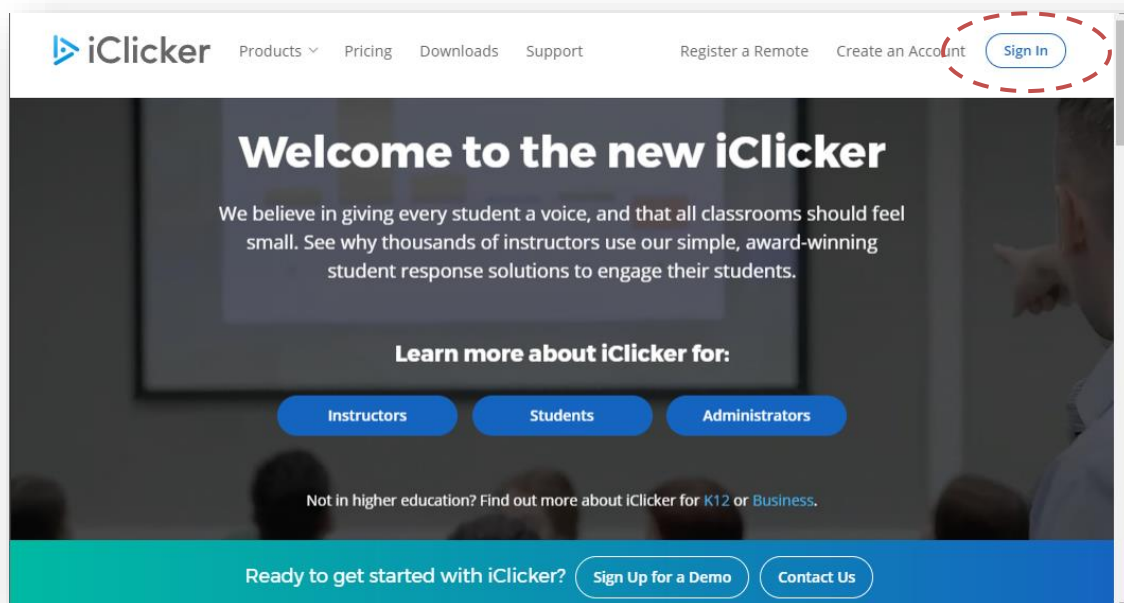


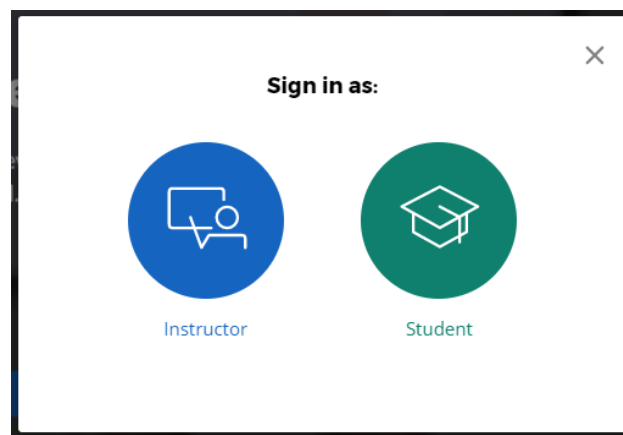
## iClicker Add Your Course Setup Guide - Student

A guide to help you add your courses to your iClicker account


- Go to: [www.iclicker.com](http://www.iclicker.com)
- Click on: Sign In



- Select: Student

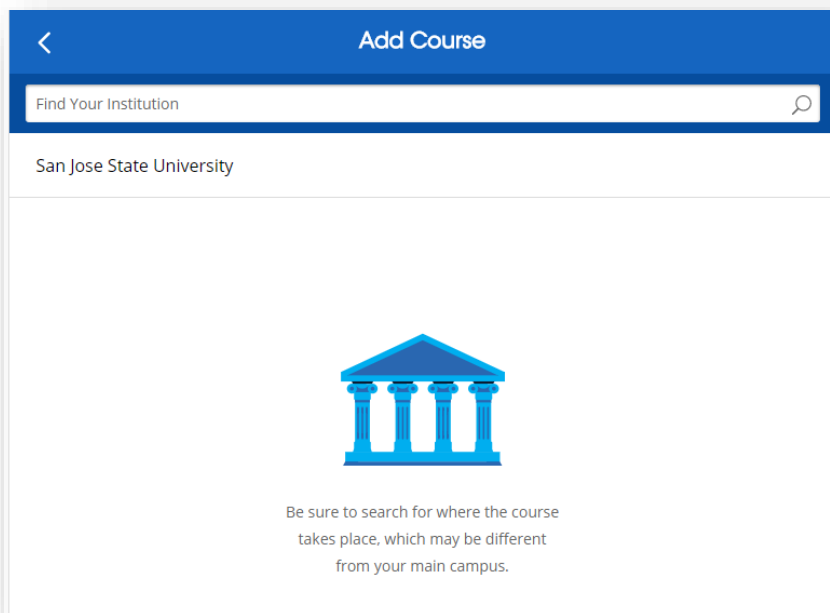


- Sign in using the password you created for your iClicker account.

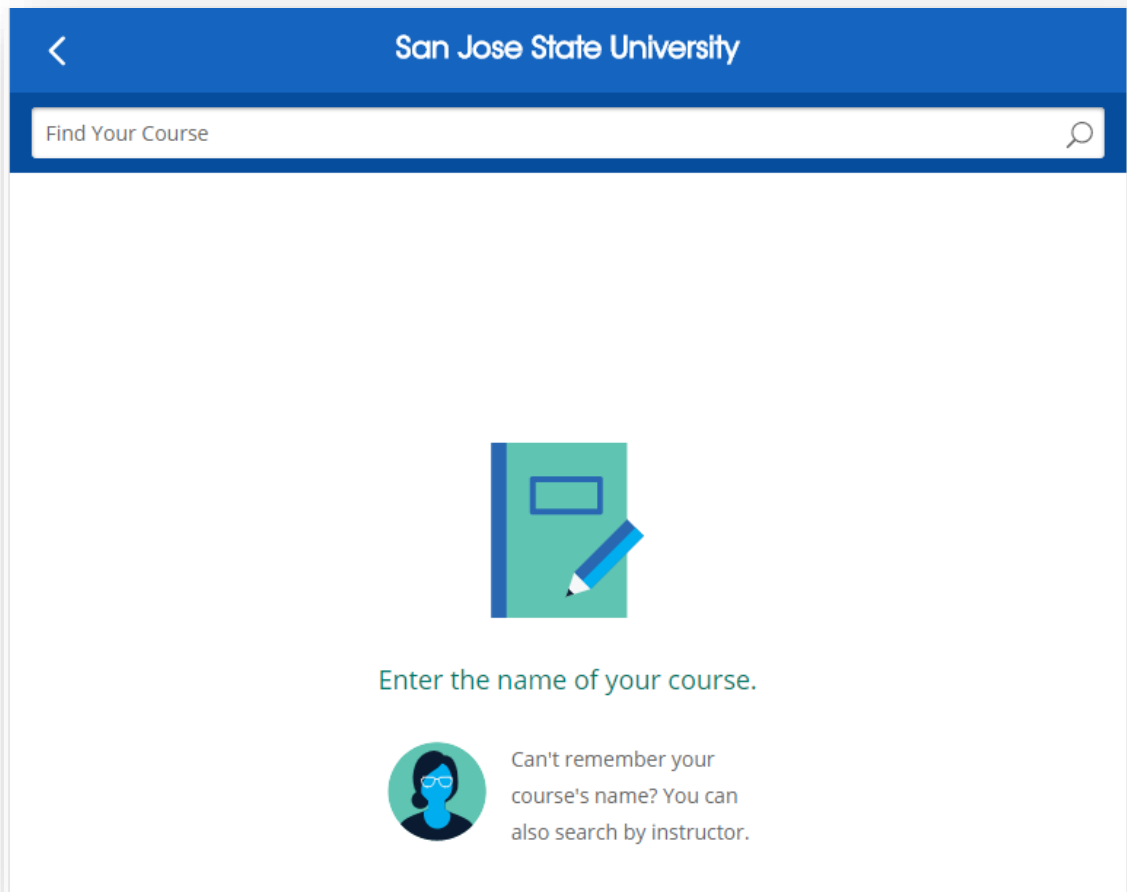


The image shows the iClicker Reef login interface. At the top, there is a teal header with the iClicker Reef logo (a play button icon) and the text "iClicker Reef". Below the header, there are two input fields: "Email" and "Password". Under the "Email" field, there is a checkbox labeled "Remember Me". To the right of the "Password" field, there is a link that says "Forgot Password?". At the bottom center, there is a white rounded button with the text "Sign In".


- In the *Find Your Institution* field, enter “San Jose State University”



The image shows a mobile application screen titled "Add Course". At the top, there is a blue header with a back arrow on the left and the text "Add Course" in the center. Below the header, there is a search bar with the placeholder text "Find Your Institution" and a magnifying glass icon on the right. Below the search bar, the text "San Jose State University" is displayed. In the center of the screen, there is a blue icon of a classical building with four columns. Below the icon, there is a message: "Be sure to search for where the course takes place, which may be different from your main campus."



- Enter the course name, or search by course or instructor name.



- Confirm your course and select “Add This Course”

< Confirm Course

Institution  
San Jose State University

Course Name  
Biol 31\_Fundamentals of Biology

Instructor  
Susan Lambrecht

Start Date  
January 24, 2017

End Date  
July 23, 2017

Meeting Times

QUIZZING and POLLING are free for this course.

**Add This Course**

Cancel