

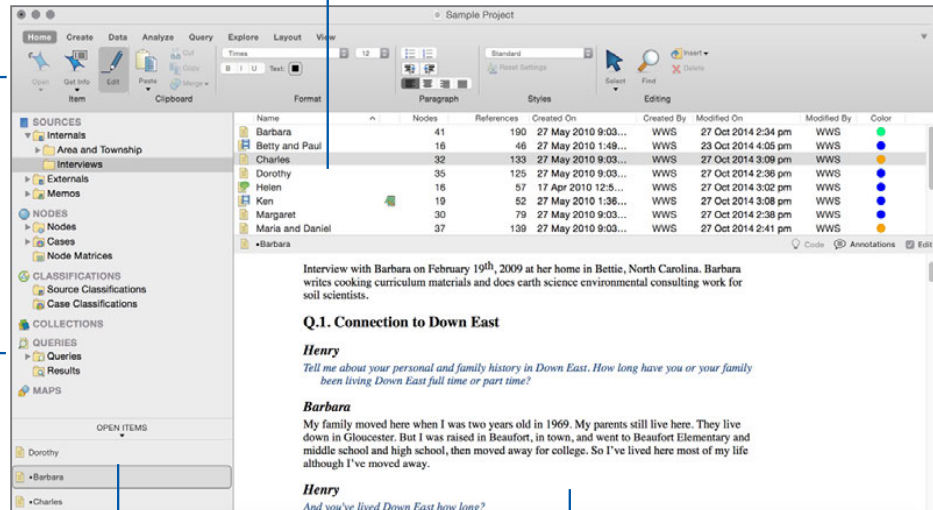
The NVivo work area

The NVivo work area provides easy access to all your project material.

See the contents of a folder in List View

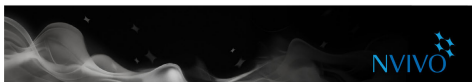
Most NVivo commands are available on the menu or the ribbon

Navigation View lets you organize your material into folders



Move between currently open items

Work with your sources, nodes or other project items in Detail View



Work with the ribbon or the menus

You can work with NVivo using the menu commands or the ribbon. On the ribbon, commands are organized into logical groups, collected together under tabs. Each tab relates to a type of activity, such as creating new project items or analyzing your source materials.

The File menu gives you access to project-related commands

Most NVivo commands are available on the menu or the ribbon

Menu

The ribbon provides easy access to most commands

Commands are organized in groups

Navigation View

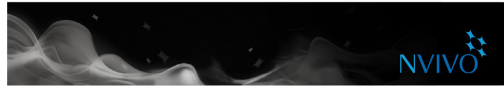
Navigation View helps you to organize and easily access all of the items in NVivo:

NVivo provides folders for your research materials. You can add folders under them to organize project items

Click to close all items that are currently open

Click to close an individual item

This area shows all the items that are currently open



List View

When you select a folder in Navigation View, its contents are displayed in List View. In this view, you can add new items, open existing items and edit item properties. This List View displays the contents of a folder:

Double-click an item to open it

Drag boundary to resize columns

Sort the list by clicking on column headings

See the assigned color

Name	Nodes	References	Created On	Created By	Modified On	Modified By	Color
Barbara	43	207	27 May 2010 9:03 pm	WWS	27 Oct 2014 2:34 pm	WWS	Green
Betty and Paul	17	53	27 May 2010 1:49 pm	WWS	23 Oct 2014 4:05 pm	WWS	Blue
Charles	34	156	27 May 2010 9:03 pm	WWS	27 Oct 2014 3:09 pm	WWS	Yellow
Dorothy	37	137	27 May 2010 9:03 pm	WWS	27 Oct 2014 2:36 pm	WWS	Blue
Helen	18	66	17 Apr 2010 12:59 pm	WWS	27 Oct 2014 3:02 pm	WWS	Blue
Margaret	32	87	27 May 2010 9:03 pm	WWS	27 Oct 2014 2:38 pm	WWS	Blue
Maria and Daniel	39	159	27 May 2010 9:03 pm	WWS	27 Oct 2014 2:41 pm	WWS	Yellow
Mary and James	33	103	27 May 2010 9:03 pm	WWS	27 Oct 2014 3:09 pm	WWS	Blue
Richard and Patricia	30	94	27 May 2010 9:03 pm	WWS	27 Oct 2014 2:53 pm	WWS	Blue
Robert	31	99	27 May 2010 9:03 pm	WWS	27 Oct 2014 2:57 pm	WWS	Yellow

Detail View

When you open an item from List View it is displayed in Detail View. This is an example of an interview opened in Detail View:

Barbara

Code Annotations Edit

Q.2. Connection to Down East natural environment

Henry
What do you value about the environment Down East?

Barbara
How close the people are to the cycles of the – to the environment, people intimate with the environment which I appreciate, the knowledge of the water and the weather.
I enjoy the weather. It's so nice and mild. And I like hot summers. I like hot, humid summer on the water. I think it's a beautiful environment and beautiful landscape. It's not dramatic. I also love the Utah deserts and California. But I like this subtle, sublime sort of beauty here – the environment here.
I particularly enjoy being out on the water Down East. And my – he's not really my uncle, but a friend who I call an uncle – I just help him set his flounder nets and things like that. He does fishing, commercial fishing, but actually he's not commercial, just for his own freezer. And he knows everything about the water and just living off of the land – the seafood here.

Q.3. Professional perspective on Down East

Henry
So how did you end up doing the work that you do? I'm particularly interested in – since this is an interview focused on sort of environmental issues, the work that you do in relationship

SOURCES > Internals > Interviews > Barbara

Click Edit to make changes